






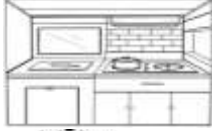

CHAPTER – 7 Here Is The Nose

WORKSHEET - 1

RESOURCE PERSON: MS ANITA AGUIAR

NAME: _____ CLASS: I SEC: _____ DATE: _____

I. Fill in the missing letters with the help of the picture clues given in the box.

1. n _____ s _____.	
2. l _____ c _____ e _____.	
3. t _____ n _____ u _____.	
4. k _____ t _____ h _____ n.	
5. b _____ k _____ d.	

II. Match the words to its meanings.

- | | |
|------------|--------------------------------|
| 1. spotted | a) to slap someone. |
| 2. smack | b) found. |
| 3. licked | c) made a deep low noise. |
| 4. growled | d) move tongue over something. |

Answers: 1. _____, 2. _____, 3. _____, 4. _____.



CHAPTER - 7 –Here Is The Nose

WORKSHEET - 2

RESOURCE PERSON: MS ANITA AGUIAR

NAME: _____ CLASS: I SEC: _____ DATE: _____

I. Answer the following questions in one word.

Q1. Which part of the body helps to put the pie inside the mouth?

Ans _____

Q2. Which part of the body helps to lick?

Ans _____

Q3. Who ran for the door?

Ans _____

II. Answer the following questions.

1. Who spotted the six pans?

Ans _____

2. What went running down the chin?

Ans _____

